



FIRST 27





The GRP vacuum-injection build makes the First 27's hull rigid and powerful.

The liferaft can be easily stowed away in the stern, where it can be readily deployed in an emergency.

The ironman cruiser

A racing spirit for a stable boat, easy to handle in any situation.

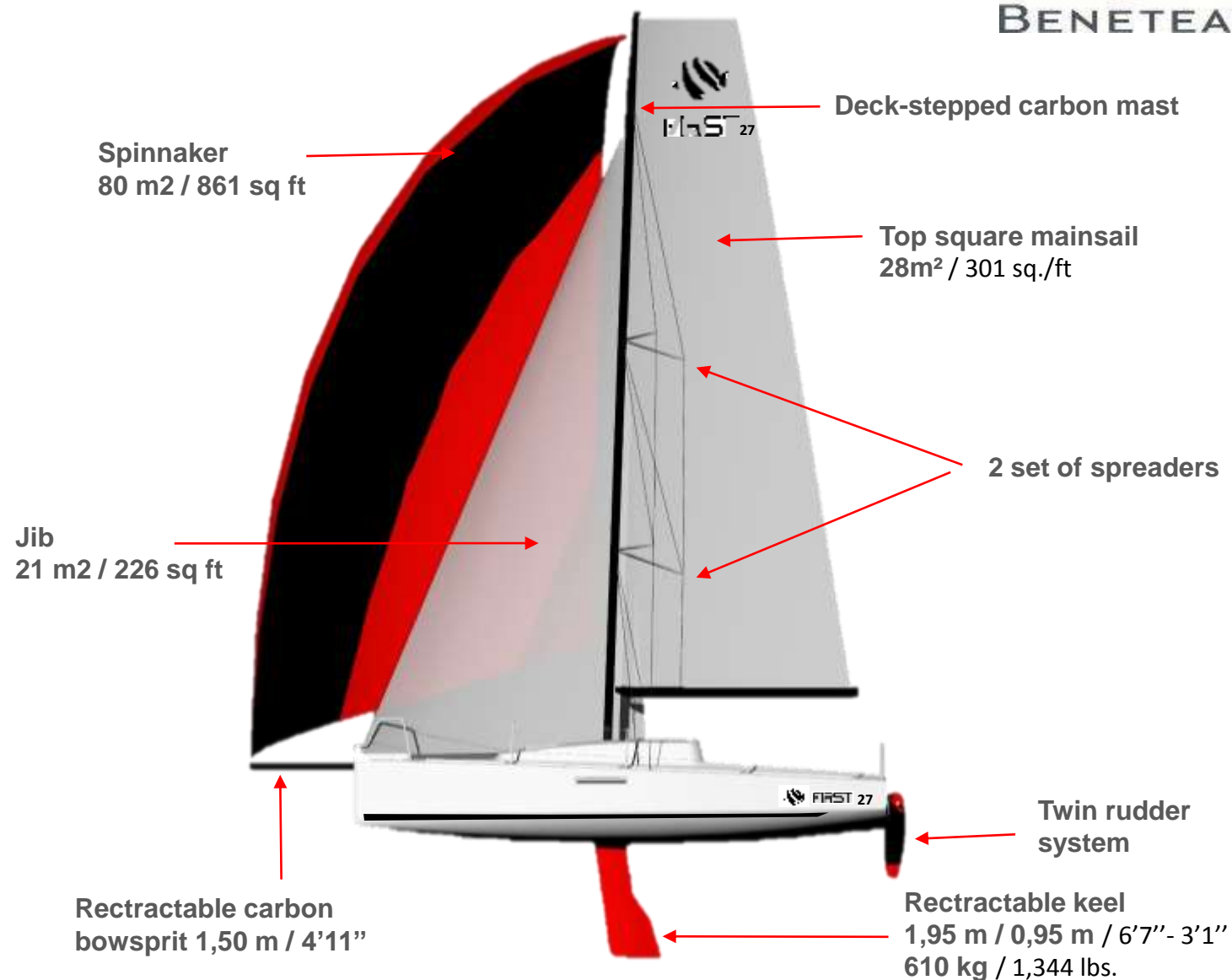
With a mast positioned further aft than usual combined with a very high weight / ballast ratio allows to accommodate large sail areas for its size: it hovers from the first small breezes and leaves all the others behind.

Thanks to its infusion construction the chined hull is rigid and powerful.

The boat is exceptionally seaworthy allowing an ambitious programme: regattas, family trips, and raids.

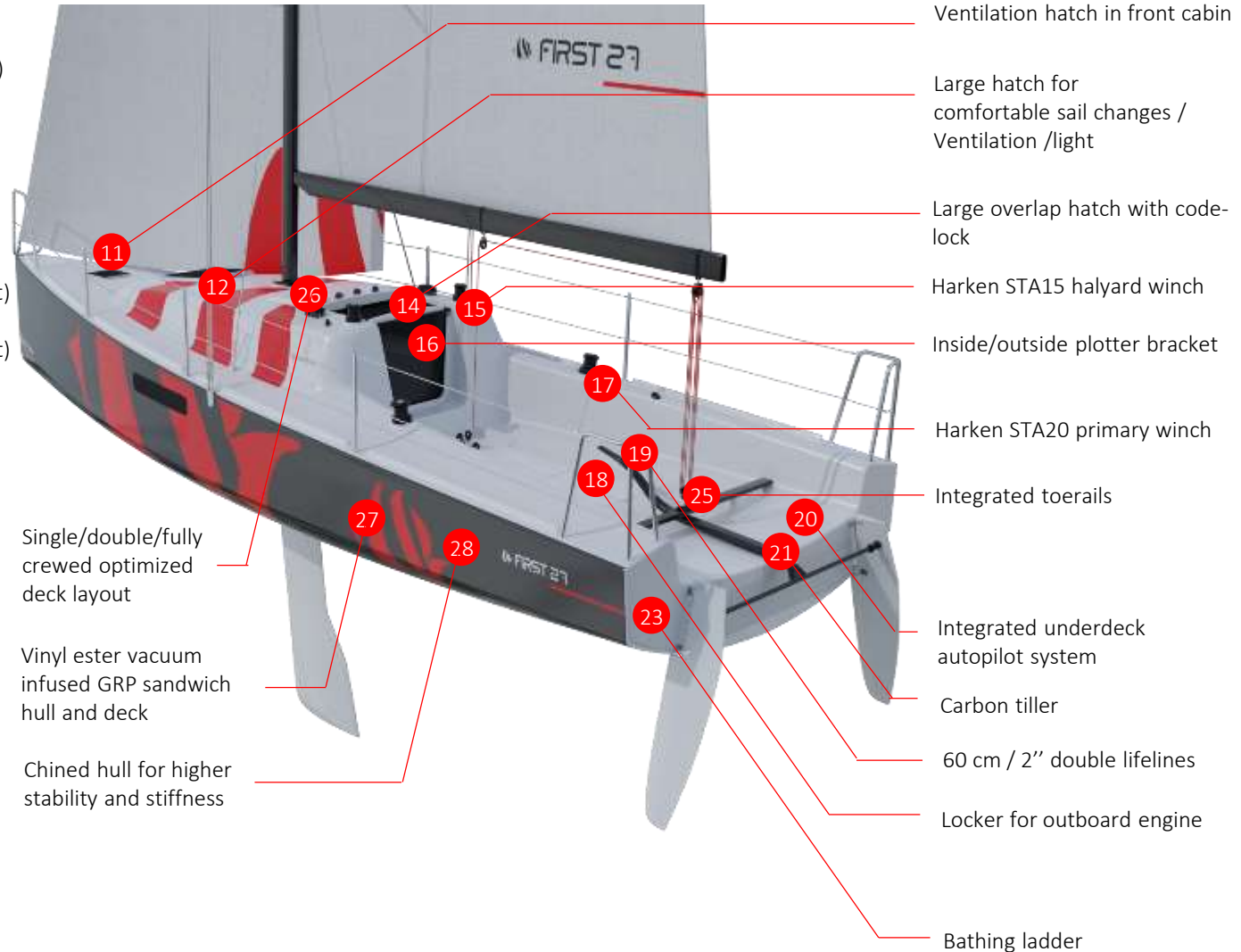
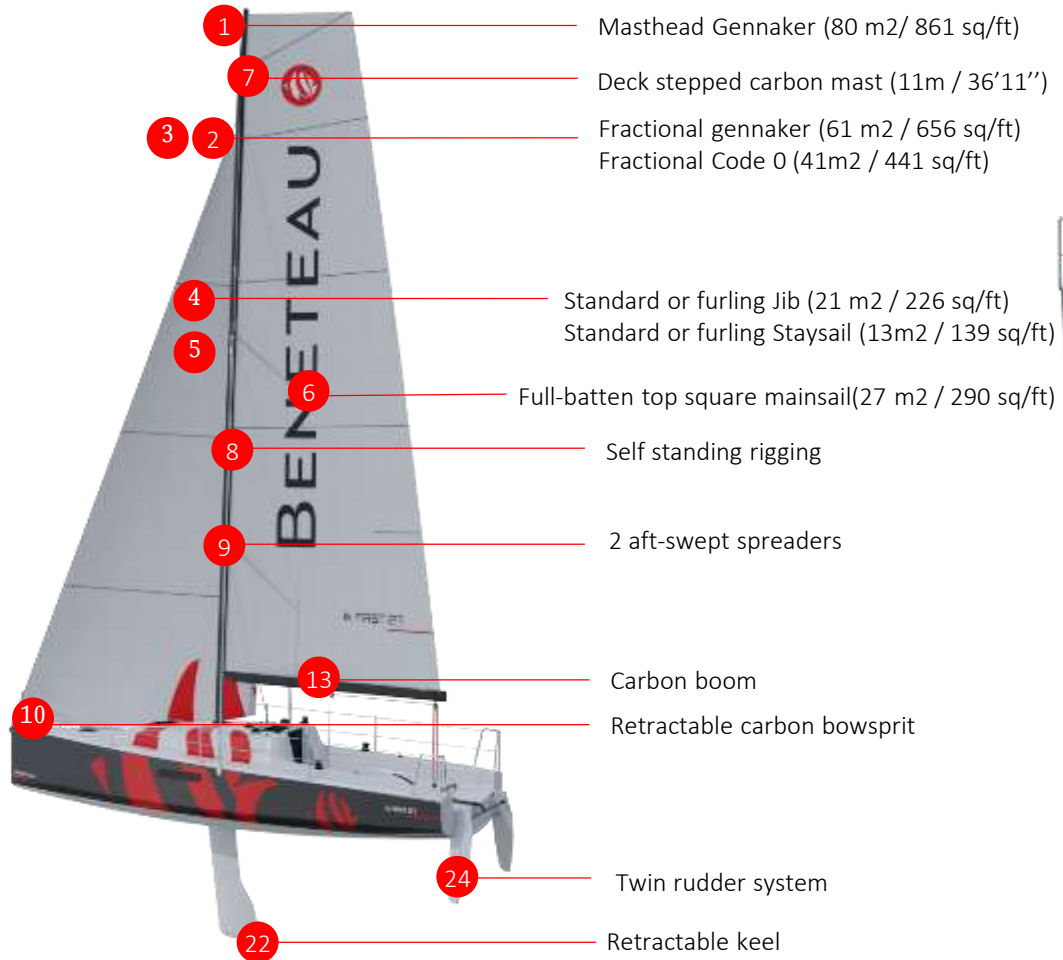
Versatile and transportable, the boat follows his owner in all his expectations.

Length	7,99 m / 26' 3"
Beam	2,54 m / 8' 4"
Main sail	28 m ² / 301 sq./ft.
Jib	21 m ² / 226 sq./ft.
Spi	80m ² / 861 sq./ft.
Draft	2 m - 0,95 m / 6'7"- 3'1"
Keel weight	610 kg / 1,344 lbs.
Light displacement	1400 kg / 3,086 lbs.
Mast height (above the deck)	10,90 m / 35'9"
Boom (carbon fiber)	3,50 m / 11'6"
Bowsprit (carbon fiber)	1,50 m / 4'11"
Hull/deck material	vacuum infused GRP
Unsinkable volume	3m ² / 32 sq. /ft.
Air draft	12,20 m / 40'
Height on trailer	3,40 m / 11'2"
- w/o mast	3,25 m / 10'8"
Length with trailer	11,50 m / 37'9"
- w/o mast	9,50 m / 31'2"
CE design category	B
Naval architect	Manuard YD
Styling	GigoDesign



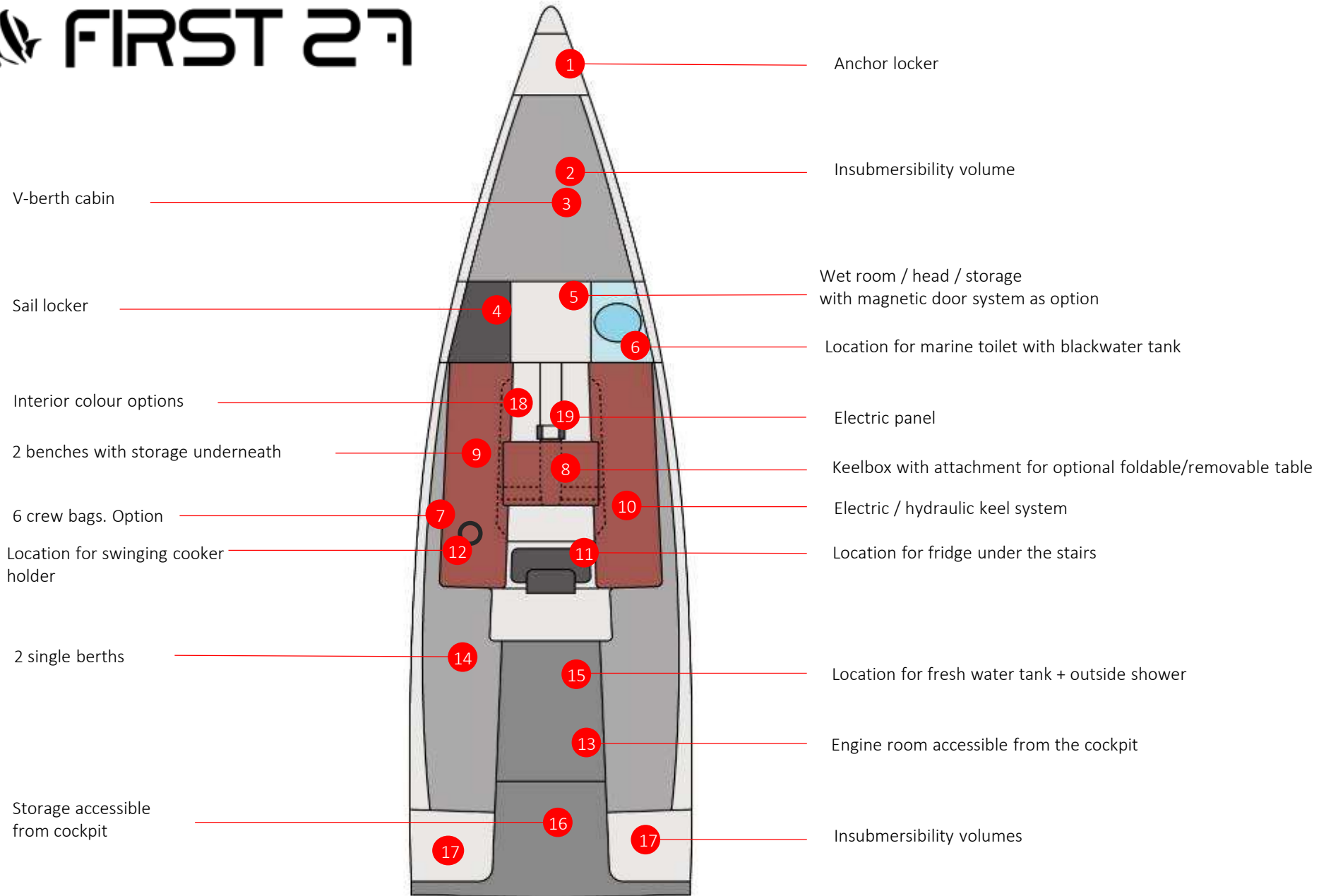


- 1 Double handed sailing
- 2 Fully crewed
- 3 Single handed sailing
- 4 Trailable



Features



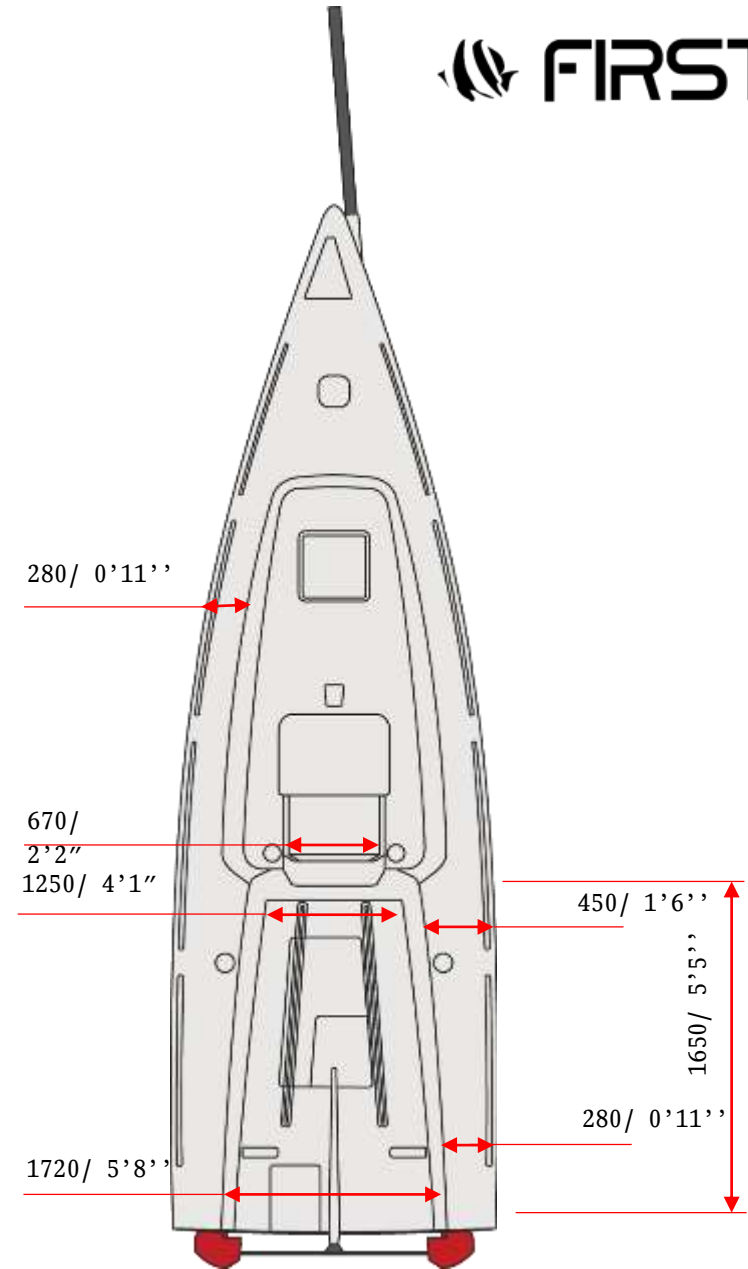
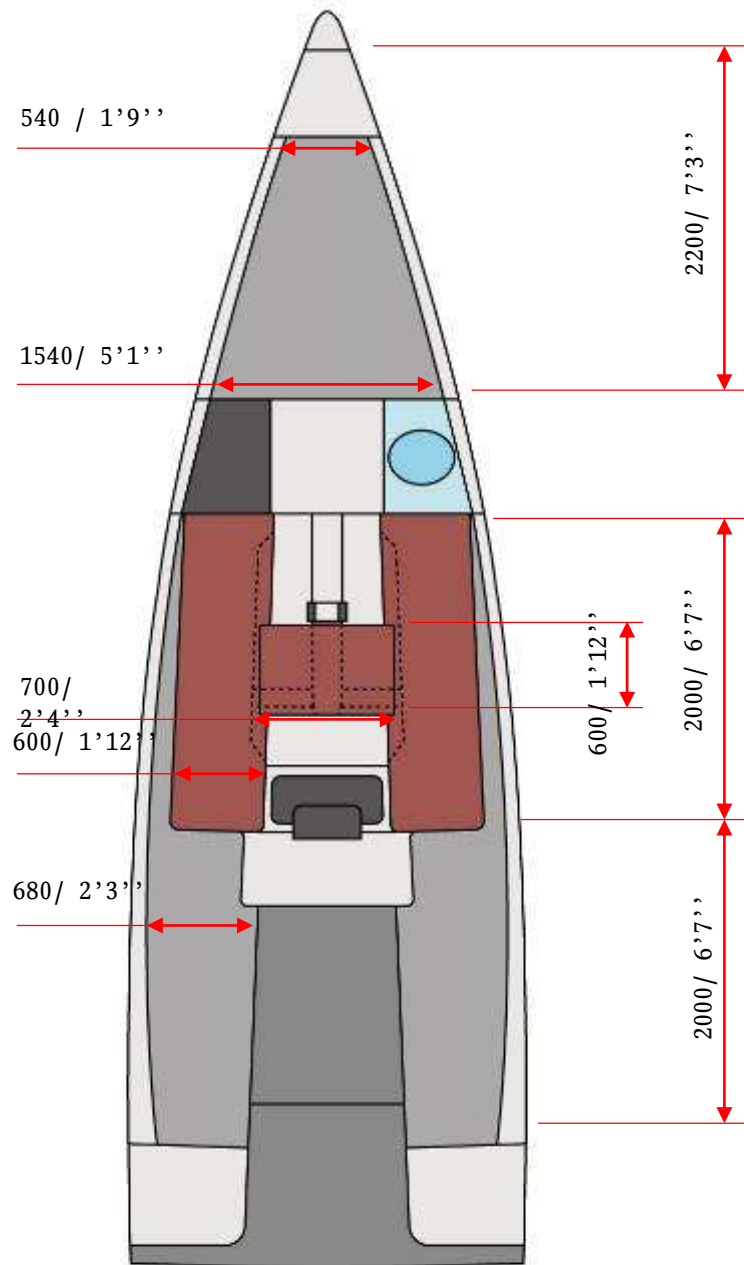


Features



Dimensions

(mm and US metric)





Sensitive

Elegant

Fast

Smart



Not just a boat



**Huge & friendly
community**




**Sail fast,
sail safe**



**Simple well-
designed build**

Opening deck hatch 580 x 580 mm /
1'11" x 1'11"



Opening deck hatch
255 x 255 mm / 10" X 10"

Mainsheet traveller with
control line cleats

Chain locker


Retractable
carbon
bowsprit

Carbon
boom

STA15 Harken
halyard winches

60 cm / 2" high stainless
steel stanchions with
double guardrail

STA20 Harken
primary winches



Smart: A large locker is located in the middle of the cockpit where the outboard engine can be kept ready for use (tipping), all the better for the boat's stability

Small, simple, fun, high quality.

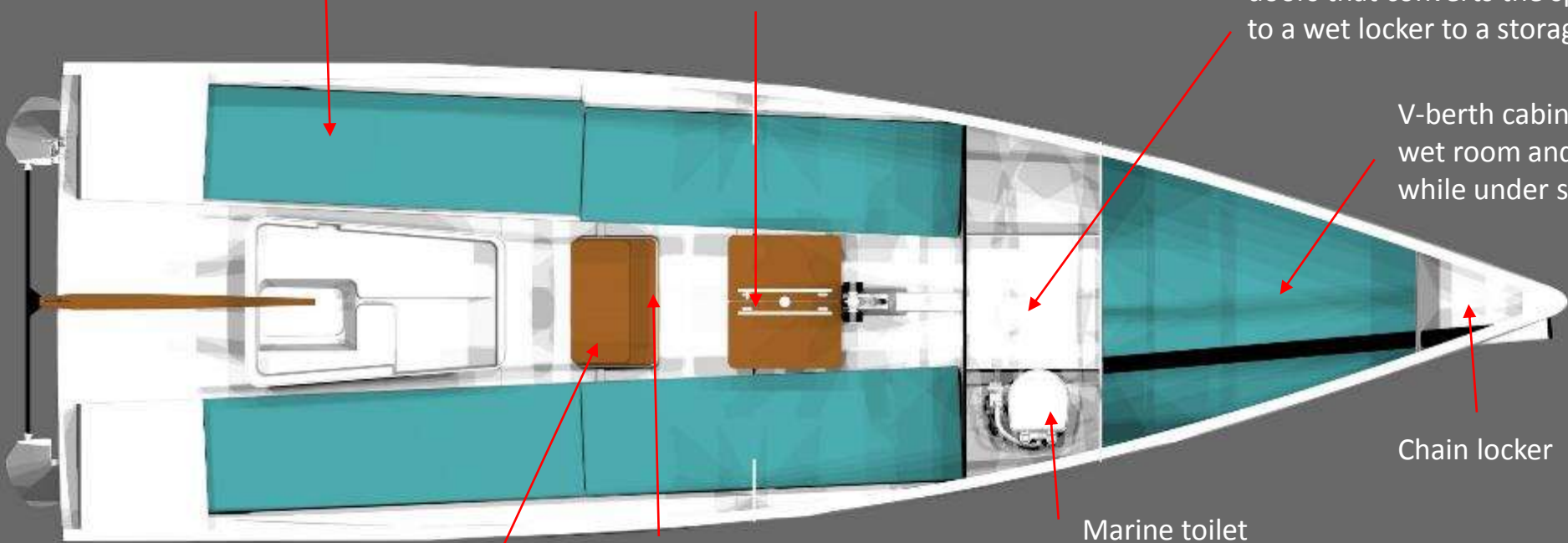
Interior layout

The top of the keel-box can house a folding table. A folding seat can be added providing a very comfortable seating space. Available as options.

2 single berths on either side

Head with an inventive system of folding doors that converts the space from a head to a wet locker to a storage area

V-berth cabin. Also used as wet room and sail locker while under sails



Chain locker

Marine toilet (option)

Location for electric switch panel under companionway.

Two companionway steps fold up to reveal storage and an icebox (a small refrigeration unit can also be added as option)

The New Sports Range

Well-optimized interior space thanks to well-thought options

Watertight space for spinnaker and its rigging



Clever: storage under each step. Location for optional 12V icebox



Marine toilet



Interior table. Stored in a bag to hang along the hull.



Optional support for small gas stove (not supplied). Easily dismantled



The New Sports Range

Cooker system



Bean bag for more comfort aboard



Removable crew bag



Well-thought options

Interior Customization

Exterior Customization



Small, simple, fun, high quality.




**FIRST
27**

